


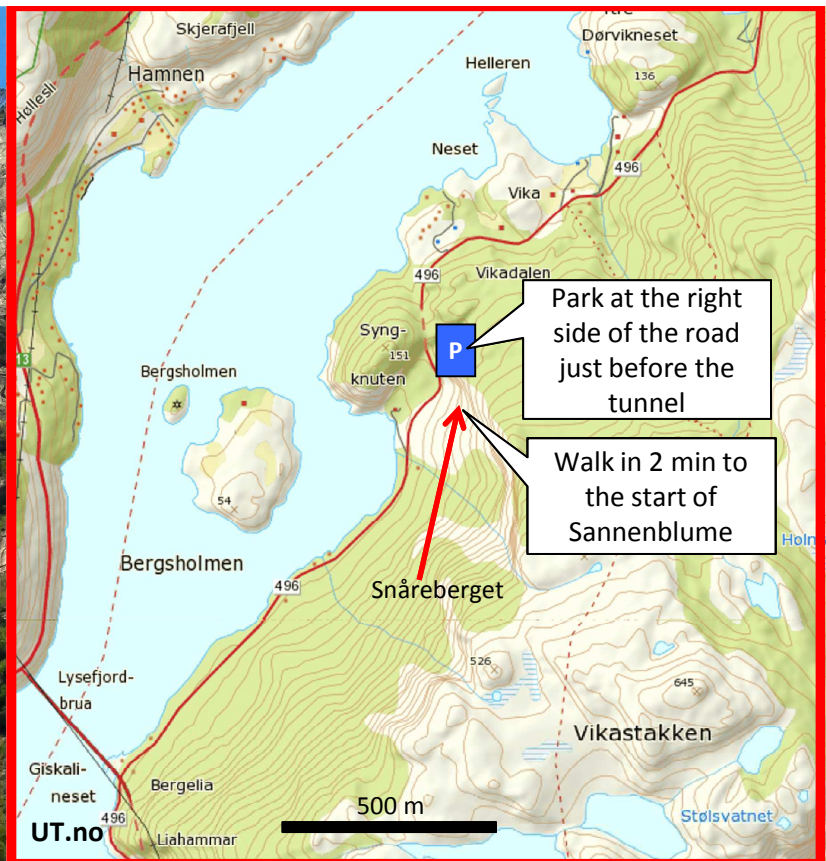
Snåreberget



Approach to the routes.
Fixed line* to start of Sannenblume.

*Check yourself the condition of the fixed line. There are also bolts!

@SchMeisels



Park at the right side of the road just before the tunnel!

Walk in 2 min to the start of Sannenblume



Snåreberget

NW-SE

Topo of Snåreberget @December 2014

Sannenblume 2T, 70m, 5, 5 bb

FA: Christoph Schneider & Kevin Meisel 24.08.2013

500 Days of Summer 3T, 80m, 6, 7-, 5 bb*

FA: Kevin Meisel & Christoph Schneider 24.08.2013

Sterk Storm 3T, 90m, (7-, 7+/8-, 4)** bb

FA: Heidi Spets & Christoph Schneider 10.2014

Katharina Kilian 2T, 60m, (6 (A0), 7) ** bb

FA: Christoph Schneider & Odd Petter Utvær 12.2014

*Special thanks to Simon Finkl for helping to develop this line and the good times. Prost!

**No FR so far. Please let us know the FR. Takk.

Gear:

- 1 x 70m single rope or 2 x 35m twin rope.
- 12 or 14 x quickdraws.
- For the routes with two ring bolts the usual multi-pitch (sport) equipment.

— Climbed line

- - - Closed project

- - - Recommended line to develop

● Rappel chain

● Two ring bolts

Sannenblume 5, 5

500 Days of Summer

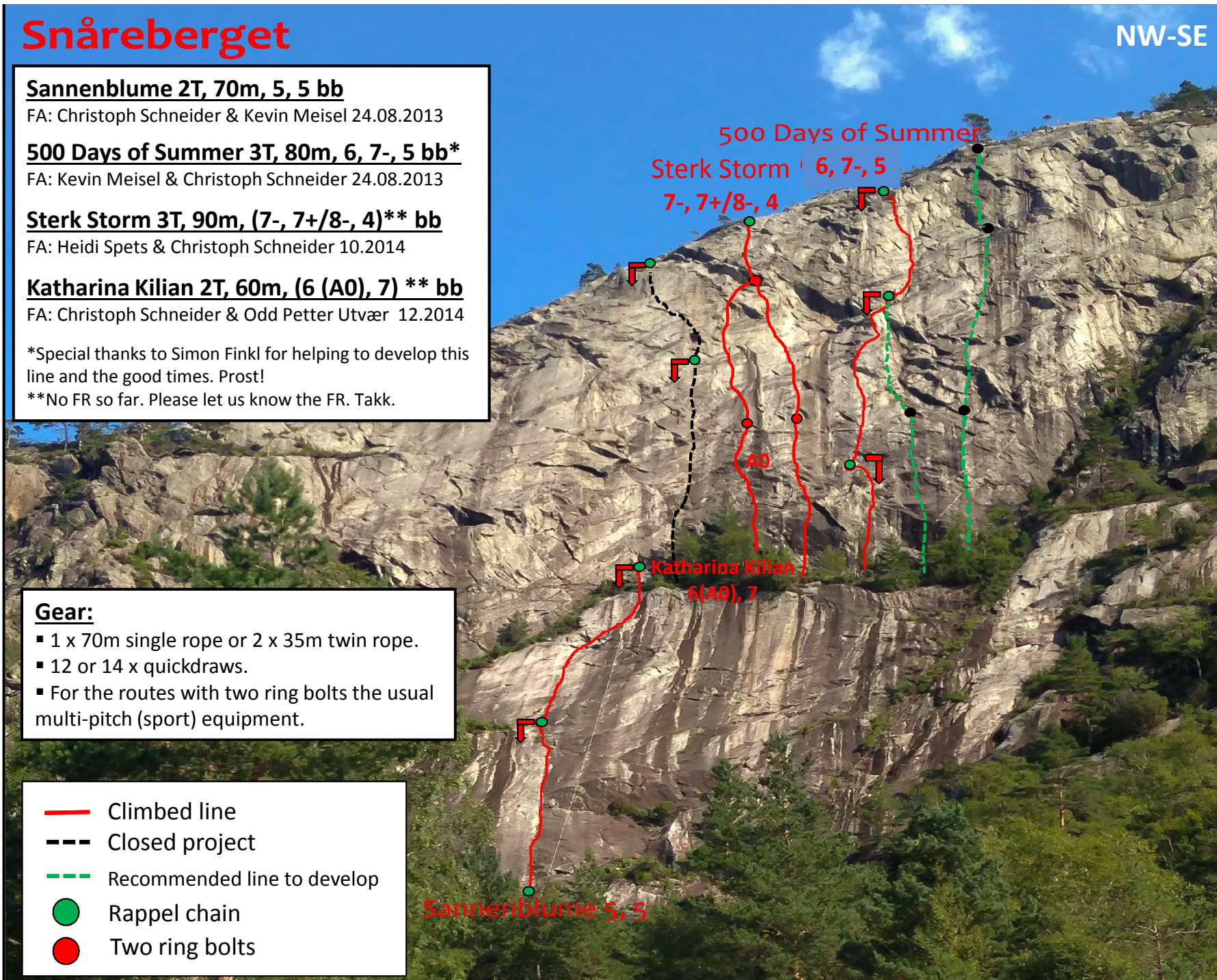
Sterk Storm 6, 7-, 5

7-, 7+/8-, 4

A0

Katharina Kilian

6(A0), 7



@SchMeisels